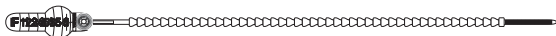




Pull tight seals



Elckette



Pullock



Riplock



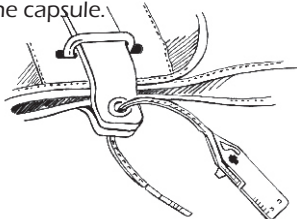
Securneck



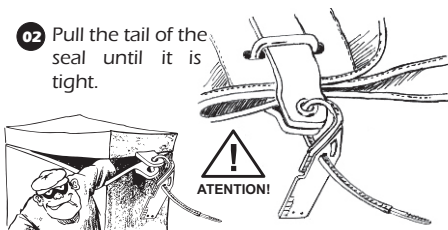
Clipinlock

How to seal

- 01** Pass the tail of the seal through the object to be sealed and inset its tip into the capsule.

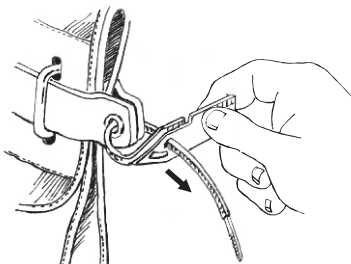


- 02** Pull the tail of the seal until it is tight.



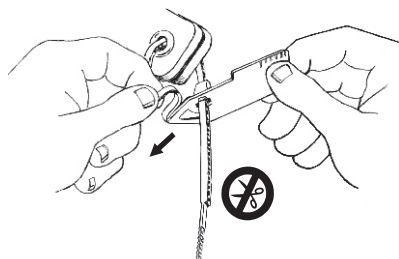
AVOID LOOSE SEALINGS!

- 03** Confirm if the seal is locked by gently pulling it as shown in the figure.



How to remove

Break the seal using the tear-off feature.



For seals without the tear-off feature, cut the tail will away of the capsule.

