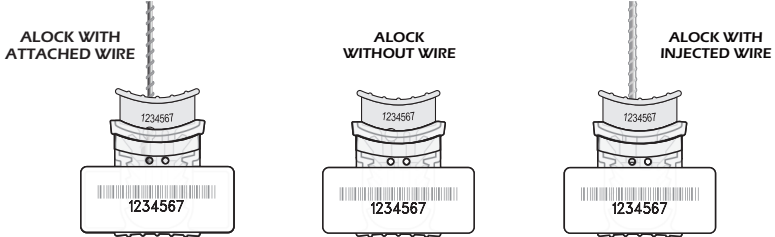




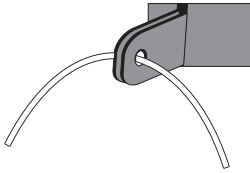
Alock Seal



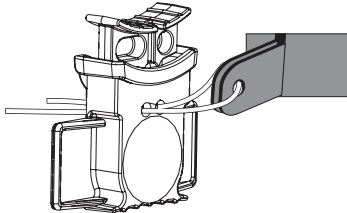
How to seal

MODEL WITHOUT WIRE

Pass the end of the wire through the compartment to be sealed.




Insert each end of the wire into each of the two holes in the capsule. The wire should be inserted into the opposite side of the numbering.



BOTH MODELS

Push the anchor completely into the capsule so that all its locking teeth fit properly.

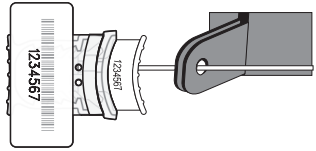


Pull the seal by the capsule to check if the seal is correctly sealed.

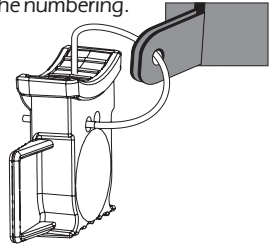


MODELS WITH WIRE

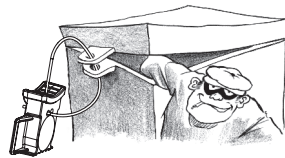
Pass the end of the wire through the compartment to be sealed.



Insert the end of the wire into a hole in the capsule. The wire should be inserted into the hole on the opposite side of the numbering.



AVOID LOOSE SEALINGS!



How to remove

Cut the wire well away from the seal.

